



N60 CURVED

The Nectre N60 is easily a crowd favourite with its tall, sleek, award winning design. With the choice of white tiled sides, curved sides or naked black sides, it will complement any home's interior design.

nectre.com.au

nectre. N60 CURVED

- Steel door with ceramic glass
- Highly efficient of up to 84%
- Choice of three exterior coverings
- Black metallic paint finish
- Heats up to 170m²
- 11.4kW Max average heat output
- 73% efficiency on average
- Emissions of only 0.60g/kg
- Dimensions: 581w x 510d x 1041h
- Maximum log width: 300mm
- Weight: 190kg
- Freestanding convection heating

*Estimated output depending upon operating conditions.
All dimensions are in millimeters (mm) unless specified otherwise.

BASE OPTIONS CURVED, NAKED

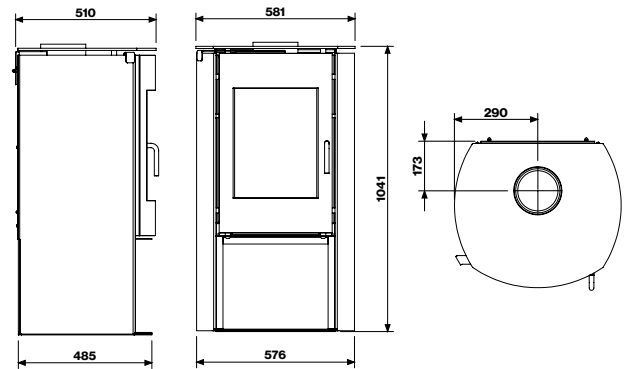
Space Heat Output Suitable for medium to large homes (3-4 bedrooms)

Space Heat Output is only a guide based on homes with average insulation, window areas, and 2.4m ceiling heights. Differences in these factors, as well as others like, geographical location, layout of the house, living room size, type of windows all play a part in choosing the right model for your heating needs. Consult your dealer or installation contractor for more information.

*All dimensions are in millimeters (mm) unless specified otherwise and are shown without side shields fitted (if available). In the interest of product development, Glen Dimplex Australia Pty Ltd reserve the right to change product specifications without prior notice. Refer to the IOM online for the latest up to date information.

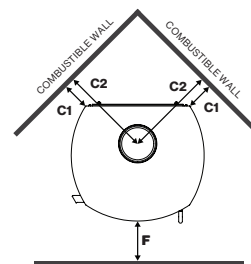


DIMENSIONS



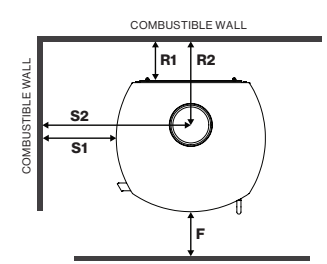
CLEARANCES

Corner Installation



Corner - C1	125mm
Corner - C2	402mm
Floor - F	250mm

Standard Installation



	Single rear flue shield	Decromesh + inner shield OR Solid outer + inner shield
Side - S1	190mm	150mm
Side - S2	480mm	440mm
Rear - R1	100mm	150mm
Rear - R2	273mm	323mm
Floor - F	250mm	250mm

INSTALLATION

All Nectre wood heaters have been tested (Installation Standard AS/NZS 2918) to ensure that they will meet the appropriate safety Standard requirements if the instructions in this manual are followed. Check local building regulations before installing the appliance.

We recommend that the installation of your nectre wood heater be carried out by a qualified installer.

* Terms and conditions apply, see Installation and Operations Manual for warranty details.



Glen Dimplex Australia Ltd

Glen Dimplex Australia Ltd's policy is one of continuous development. We reserve the right to change size and specifications without notice. For the latest product information and warranty details please refer to www.nectre.com.au. Please refer to the installation and operation instructions before having your Nectre Wood Fire installed. A full set of these instructions is supplied with each fire.